

I-7510

Isolated RS-485 Repeater

I-7510A

Isolated RS-422/485 Repeater/Converter

I-7510AR

Three Way Isolated RS-422/485 Repeater/Converter

I-7510P

Three Way 5 kV Isolated 485 Repeater



Features ▶▶▶

- Automatic RS-485 Direction Control
- 3-way 3000 V_{DC} Isolation Protection for I-7510AR
- Transmission Speed of up to 115200 bps
- Operating Temperatures, -25 °C ~ +75 °C
- 2-way 3000 V_{DC} Isolation Protection for I-7510/I-7510A
- ESD Protection for RS-485 Data Line
- Power Input, +10 ~ +30 V_{DC}
- DIN-Rail Mounting
- 3-way 5000 VDC Isolation Protection for I-7510P (IEC 60664-1 section 6.1.2.2.1)

Introduction

The I-7510/I-7510A provides 2-way optical isolation between one piece of RS-422/RS-485 equipment and the rest of the system. It can also be used as a repeater to extend the transmission of an existing network. Additionally, an RS-485 system can be expanded beyond the 256 node limitation imposed by the standard. It can also be used to convert a four-wire RS-422 signal into a 2-wire RS-485 signal, and vice versa.

The I-7510AR is exactly the same as the I-7510A, except for the isolation side. The isolation side of the I-7510A is located in the input interface circuit, but the isolation side of the I-7510AR is located in the input and output interface circuit. In other words the I-7510AR is 3-way isolation repeater module.

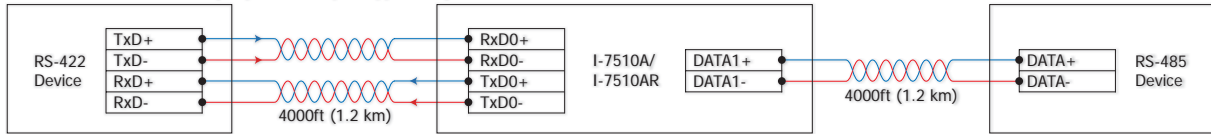
System Specifications

Models	I-7510	I-7510P	I-7510A	I-7510AR
Interface				
Serial Interface	RS-422	-		TxD+, TxD-, RxD+, RxD- The RS-422 and RS-485 cannot be used simultaneously
	RS-485	Data+, Data-		
Transmission Distance	Max. 1,200 m at 9.6 kbps; Max. 400 m at 115.2 kbps (Belden 9841 2P twisted-pair cable, if different cables are used, the transmission distance may change)			
Self-Tuner Asic Inside	Yes			
Speed	300 ~ 115200 bps			
ESD Protection	Yes			
Isolated Voltage	2-way 3 kV Isolated	3-way 5 kV Isolated	2-way 3 kV Isolated	3-way 3 kV Isolated
Connector	Removable 10-Pin Terminal Block x 2			
LED Indicators				
Power/Communication	Yes			
Power				
Input Voltage Range	+10 V _{DC} ~ +30 V _{DC}			
Power Consumption	2.2 W			
Mechanical				
Casing	Plastic			
Dimensions (W x H x D)	72 mm x 122 mm x 35 mm			
Installation	DIN-Rail Mounting			
Environment				
Operating Temperature	-25 °C ~ +75 °C			
Storage Temperature	-30 °C ~ +75 °C			
Humidity	10 ~ 90% RH, non-condensing			

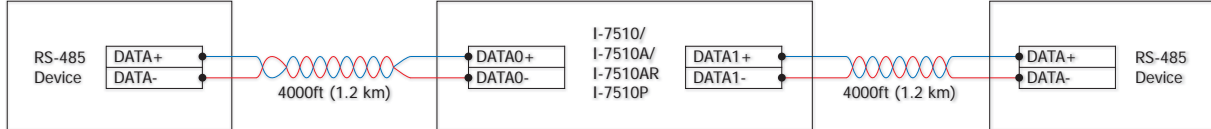
Applications

Applications for RS-422/485

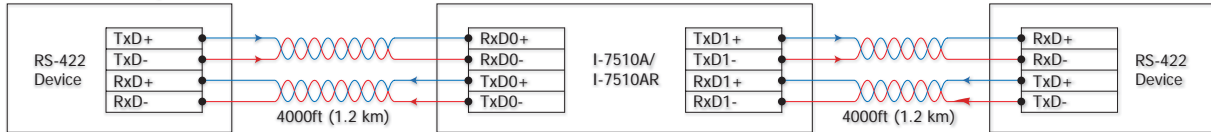
RS-422 to RS-485 Converter (Only for half duplex application)



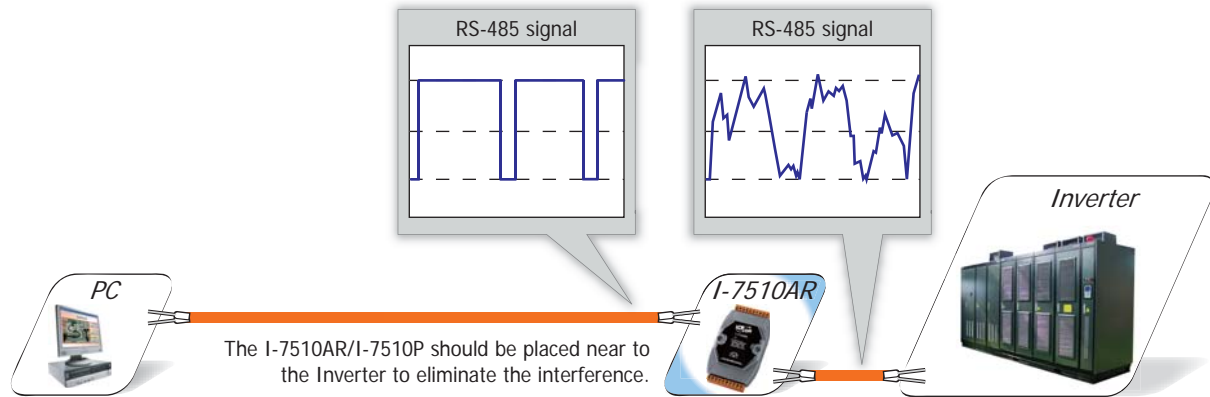
RS-485 to RS-485 Repeater (Only for half duplex application)



RS-422 to RS-422 Repeater



Application for 3-way isolation



Pin Assignments

I-7510/I-7510P				I-7510A		I-7510AR		I-7510A/7510AR	
Terminal No.	Pin Assignment	Terminal No.	Pin Assignment	Terminal No.	Pin Assignment	Terminal No.	Pin Assignment	Terminal No.	Pin Assignment
01	DATA+	20	DATA1+	RS-485 01	DATA0+	DATA0+	RS-485 20	DATA1+	
02	DATA-	19	DATA1-	RS-485 02	DATA0-	DATA0-	RS-485 19	DATA1-	
03	--	18	--	RS-422 03	--	--	RS-422 18	--	
04	--	17	--	RS-422 04	RxD0+	TxD0+	RS-422 17	TxD1+	
05	--	16	--	RS-422 05	RxD0-	TxD0-	RS-422 16	TxD1-	
06	--	15	--	RS-422 06	TxD0+	RxD0+	RS-422 15	RxD1+	
07	--	14	--	RS-422 07	TxD0-	RxD0-	RS-422 14	RxD1-	
08	--	13	--	RS-422 08	--	--	RS-422 13	--	
09	(R)+Vs	12	--	RS-422 09	(R)+Vs	(R)+Vs	RS-422 12	--	
10	(B)GND	11	--	RS-422 10	(B)GND	(B)GND	RS-422 11	--	

Ordering Information

I-7510 CR	Isolated RS-485 Repeater (RoHS)	I-7510-G CR	Isolated RS-485 Repeater (Gray Cover) (RoHS)
I-7510A CR	Isolated RS-422/485 Repeater/Converter (RoHS)	I-7510A-G CR	Isolated RS-422/485 Repeater/Converter (Gray Cover) (RoHS)
I-7510AR CR	Three Way Isolated RS-422/485 Repeater/Converter (RoHS)	I-7510AR-G CR	Three Way Isolated RS-422/485 Repeater/Converter (Gray Cover) (RoHS)
I-7510P CR	Three Way 5 kV Isolated 485 Repeater (RoHS)		

Accessories

GPSU06U-6	24 Vdc/0.25 A, 6 W Power Supply
DIN-KA52F	24 Vdc/1.04 A, 25 W Power Supply with DIN-Rail Mounting