

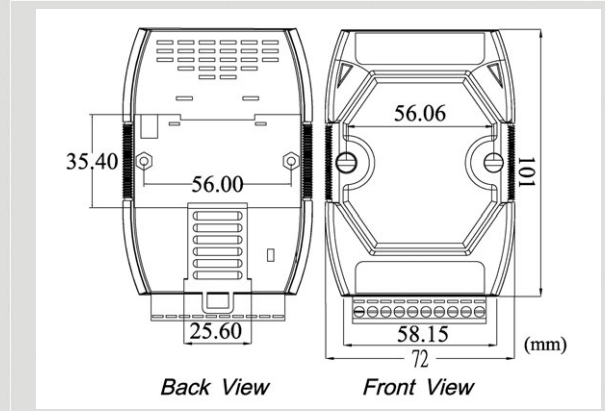


# HART Series Products

## Ethernet to HART Converter



I-7547



Dimensions

I-7547 is an Ethernet to HART converter specially designed as the master device of HART protocol. When connecting I-7547 to PC via Ethernet and install the VxComm utility, it will allow users to access the HART devices via virtual COM-port of PC. Therefore, users can make data collection and processing of HART network easier and quicker by applying I-7547. In addition, we also provide the free HC\_Tool utility for module configuration and HART communication test easily.

### Features

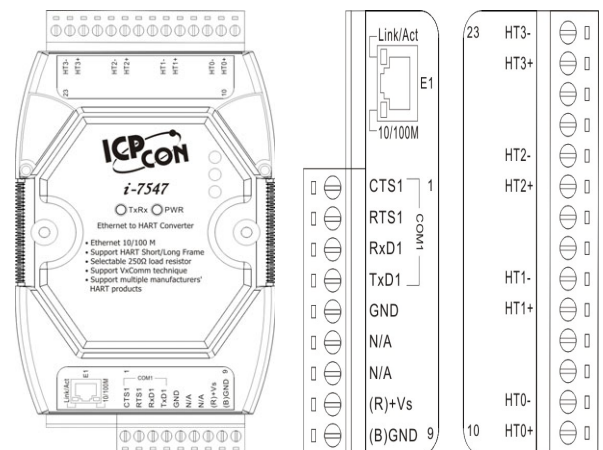
- Support HART Short/Long frame.
- Support HART Burst mode.
- Support point-to-point or multi-drop HART mode.
- Support connecting up to 15 HART slave devices.
- Allow two HART masters.
- Provide HC\_Tool utility for module configuration and HART communication.
- Provide four HART channels.
- Support firmware update via Ethernet.
- Provide PWR / TxRx indication LED.
- 4KV ESD Protection.
- Selectable 250Ω load resistor.



### Utility Features

- Provide module configuration and HART communication easily and quickly.
- Provide HART devices search automatically.
- Provide diagnostic Information of HART device.
- Provide data logging for HART communication.

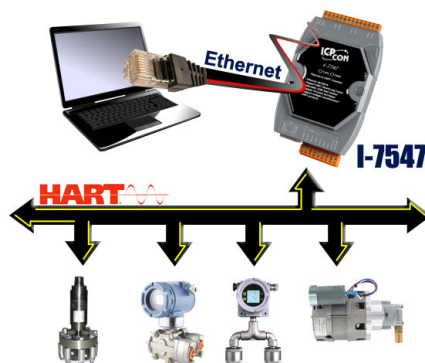
### Pin Assignments



## Hardware Specifications

Ethernet Interface	
Ethernet Port	10/100 Base-TX with Auto MDI/MDI-X
Virtual COM	Yes (VxComm Utility)
Built-In Web Server	Yes
HART Interface	
Channel	4
Connector	2-pin screwed terminal block for each HART port
Terminator Resistor	Selectable 250 Ω terminal resistor for each HART port
4KV ESD Protection	Yes, Contact for each terminal.
Isolation Voltage	500V <sub>DC</sub>
ComPort Interface	
COM1	Tx / Rx / GND / RTS / CTS
Baud Rate (bps)	1200 ~ 115200bps
Data Format	N/O/E (odd parity), 5/6/7/8 (data bit), 1/2 (stop bit)
LED	
LED Display	PWR : Power Indicator
	TxRx : Data Received from Ethernet / HART Indicator
Power	
Power supply	Unregulated +10 ~ +30 V <sub>DC</sub>
Protection	Power reverse polarity protection, Over-voltage brown-out protection
Power Consumption	Maximum : 1.5W
Mechanism	
Installation	DIN-Rail or Wall Mounting
Dimensions	123mm x 72mm x 35mm (H x W x D)
Environment	
Operating Temperature	-25 to +75 °C (-13 to 167 °F)
Storage Temperature	-30 to +80 °C (-22 to 176 °F)
Humidity	5% ~ 95% RH, non-condensing

## Applications



## Ordering Information

**I-7547 CR**

Ethernet to HART Converter (RoHS)