

Features

- PoE (Power over Ethernet)
- Modbus TCP, Modbus RTU and DCON protocol
- Excellent C/P ratio (cost/performance)
- High-resolution color touch screen
- RS-485 (including Self-Tuner)
- RTC (Real Time Clock)
- Buzzer
- Free HMIWorks development tool
- Supports the popular C programming language and Ladder Designer
- Supports the custom communication protocol (C language)
- GUI design
- ESD Protection: 4 kV
- Operating temperature: -20 ~ 50°C

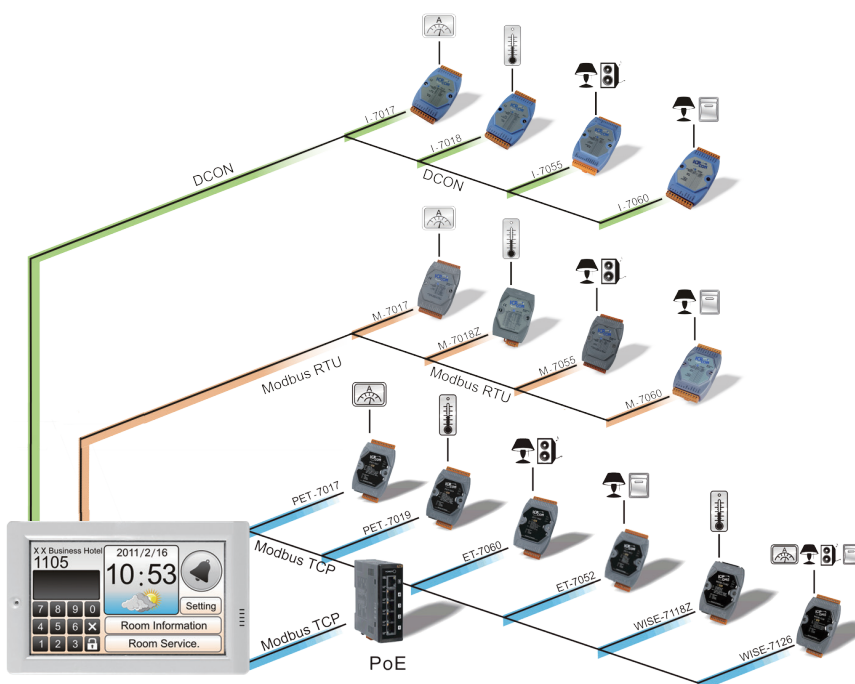


Introduction

TPD 4.3 inch series is a series of touch HMI and designed for building and home automation. TPD 4.3 inch series is equipped with high resolution TFT color touch screen and fits in with regular electrical wall-mount outlet. Besides, it is seamlessly integrated with rich I/O modules and presents beautiful, flexible and user-defined picture frame. In short, it is the best choice to upgrade the mechanical switch to intelligent control pads.

For PLC users, HMIWorks provides Ladder Designer, and for IT users, C language environment is provided. Especially, it only takes no more than 30 minutes to learn how to create an application program of TPD-series devices when using Ladder Designer. With all the features provided, TPD-series touch HMI Devices must be the most cost effective HMI Device ever been in the market.

Applications



TPD-430-H-EU/TPD-433-H-EU with European 86 x 86 mm Outlet Box



TPD-430-H/TPD-433-H with US Outlet Box

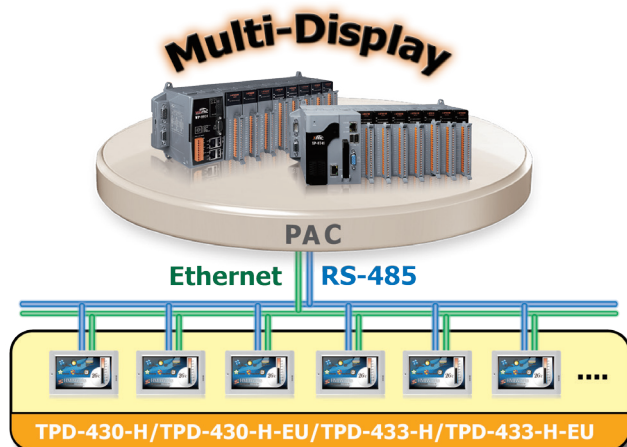


TPD-430-H/TPD-433-H with External Wall Box EWB-T43

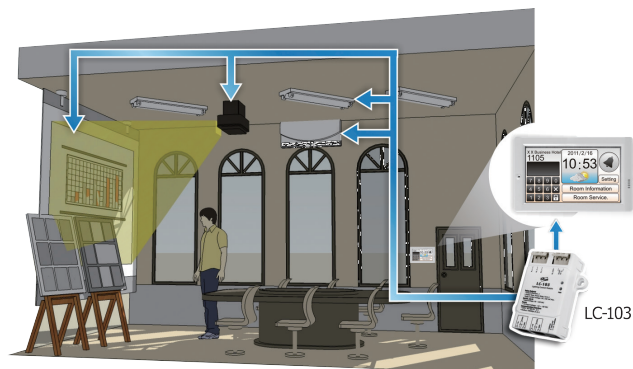


Applications

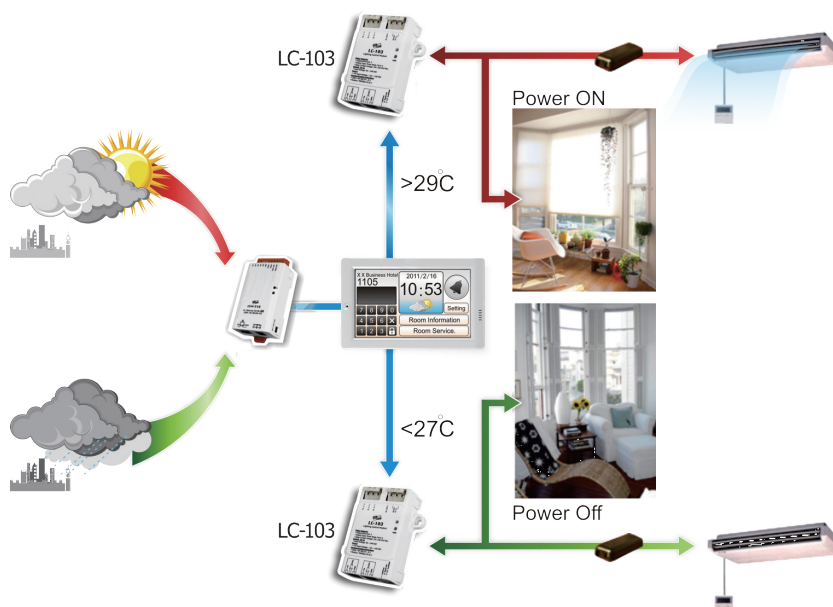
Multi-Display



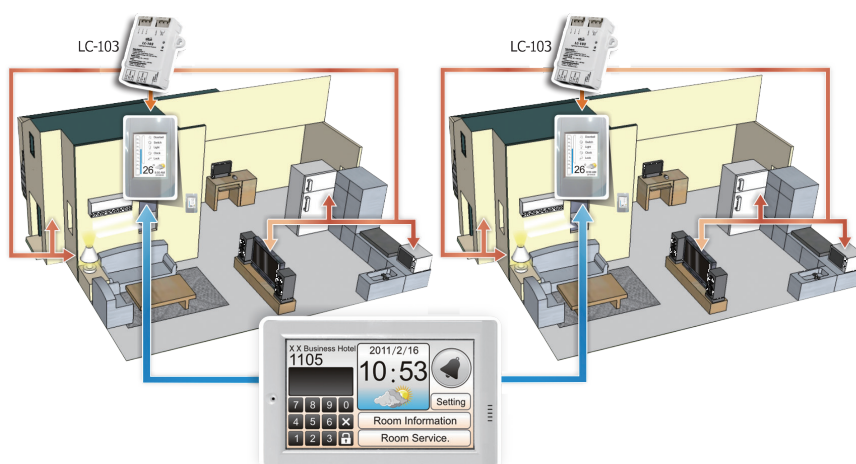
Meeting Room Example



Temperature Control Example



Intelligent Building Example



TouchPAD Anywhere

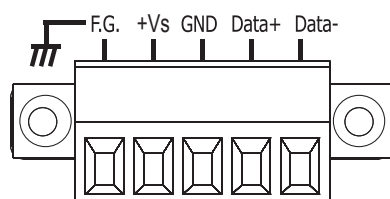


Specifications

Models	TPD-430-H	TPD-430-H-EU	TPD-433-H	TPD-433-H-EU
CPU Module				
CPU	32-bit RISC CPU			
Memory Expansion	16 MB SDRAM / 16 MB Flash			
Real Time Clock (RTC)	Yes			
Buzzer	Yes			
Rotary Switch (0~9)	Yes			
Communication Interface				
Serial Port	RS-485 (including Self-Tuner)			
USB 1.1 Client	Firmware updates only			
Ethernet	-	Yes (RJ-45 x 1, 10/100 Base-TX)		
MMI (Main Machine Interface)				
LCD	4.3" TFT(Resolution 480 X 272 X 16), defective pixels <= 3			
Backlight Life	20,000 hours			
Brightness	400 cd/m2			
Touch Panel	Yes			
LED Indicator	Yes			
Reset Button	Yes			
Electrical				
Powered from Terminal Block	+12 ~ 48 VDC			
Powered from PoE	-	IEEE 802.3af, Class1 (48 V)		
Power Consumption	2.5 W			
Mechanical				
Dimensions (W x L x H)	126 mm x 82 mm x 24 mm	126 mm x 92 mm x 29 mm	126 mm x 82 mm x 24 mm	126 mm x 92 mm x 29 mm
Installation	Wall Mount (Suitable for the outlet box in United States)	Wall Mount (Suitable for the European 86mm x 86mm outlet box)	Wall Mount (Suitable for the outlet box in United States)	Wall Mount (Suitable for the European 86mm x 86mm outlet box)
Environmental				
Operating Temperature	-20 ~ +50℃			
Storage Temperature	-30 ~ +80℃			
Ambient Relative Humidity	10 ~ 90% RH, non-condensing			

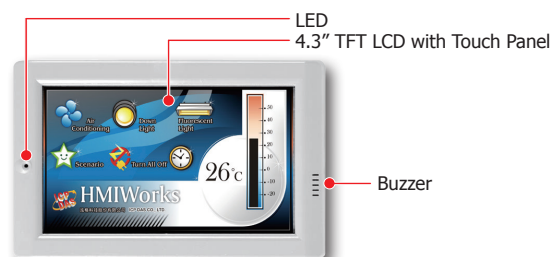
Pin Assignments

TPD-430-H/TPD-430-H-EU/PD-433-H/TPD-433-H-EU




Appearance


TPD-430-H/TPD-430-H-EU/PD-433-H/TPD-433-H-EU




TPD-430-H Rear View




TPD-433-H Rear View



TPD-430-H-EU Rear View

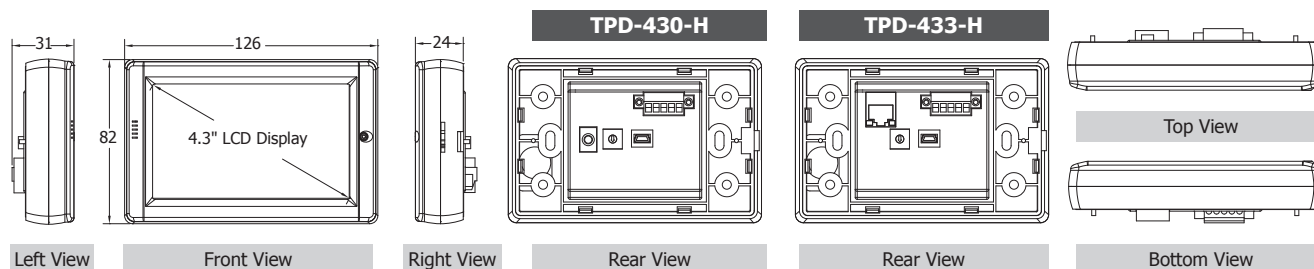


TPD-433-H-EU Rear View

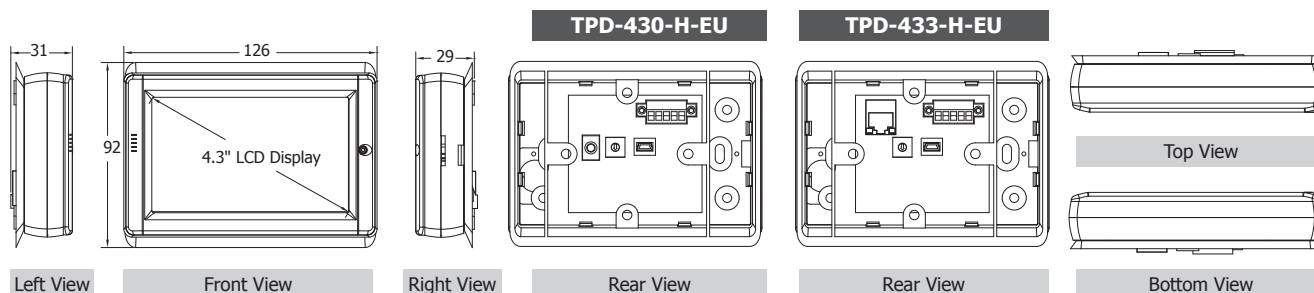


■ Dimensions (Units: mm)

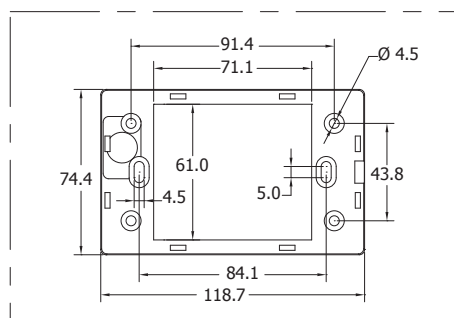
TPD-430-H/TPD-433-H



TPD-430-H-EU/TPD-433-H-EU

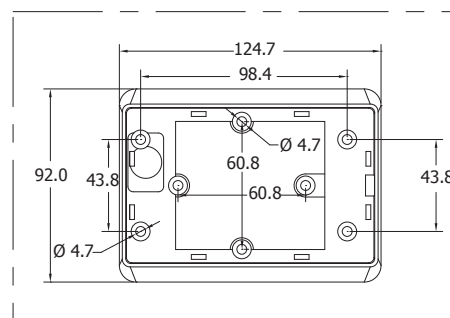


TPD-430-H/TPD-433-H



Wall Mounting

TPD-430-H-EU/TPD-433-H-EU



Wall Mounting

■ Ordering Information

TPD-430-H CR	4.3" Touch HMI device with RS-485, USB, RTC, Suitable for the Outlet Box in United States (RoHS)
TPD-430-H-EU CR	4.3" Touch HMI device with RS-485, USB, RTC, Suitable for the European 86 x 86 mm Outlet Box (RoHS)
TPD-433-H CR	4.3" Touch HMI device with Ethernet, RS-485, USB, RTC, Suitable for the Outlet Box in United States (RoHS)
TPD-433-H-EU CR	4.3" Touch HMI device with Ethernet, RS-485, USB, RTC, Suitable for the European 86 x 86 mm Outlet Box (RoHS)

■ Accessories

	CA-USB10	USB to 5P Mini-USB, 28AWG, 1.5 m
	1C016	2.4 mm Screw driver
	MDR-60-24 CR	24 VDC/2.5 A, 60 W Power Supply with DIN-Rail Mounting (RoHS)
	DIN-KA52F CR	24 VDC/1.04 A, 25 W Power Supply with DIN-Rail Mounting (RoHS)

	EWB-T43	External Wall Box for TPD-430-H/TPD-433-H
	EWB-T43-BK	External Wall Box for TPD-430-H/TPD-433-H
	OB120	Outlet Box for TPD-280-H/TPD-280U-H/TPD-283-H/TPD-430-H/TPD-433-H Devices