

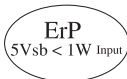
ACE-A130B

300 W PS/2 ATX Power Supply with ErP



Specifications

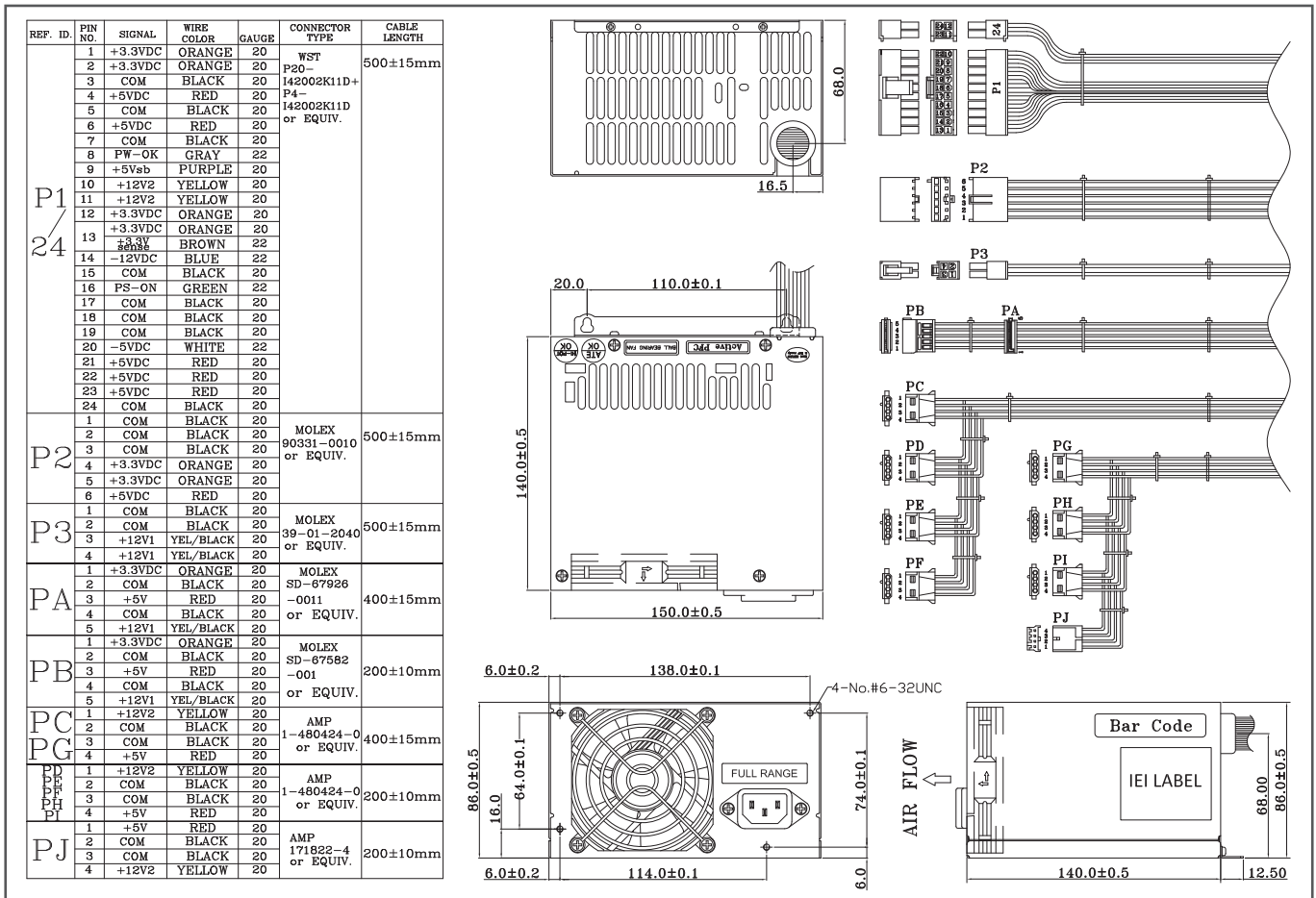
Input	Voltage	90~264 VAC Full Range		
	Frequency	47 Hz ~ 63 Hz		
	Input Current	6A (RMS)@115VAC, 3A (RMS)@230VAC		
	Inrush Current	80A max. for 115VAC, 160A max. for 230VAC		
Output	Voltage	Min. load	Max. load	Ripple & Noise
	+3.3V	0.3 A	19 A	50mV
	+5V	0.5 A	16 A	50mV
	+12V1	0.5 A	17 A	120mV
	+12V2	0.5 A	17 A	120mV
	-12V	0A	0.3 A	120mV
	+5VSB	0.1 A	3 A	50mV
	-5V	0 A	0.2 A	100mV
	Total combined output of +3.3V and +5V is ≤105W			
Total output for this power supply is 300 watts				
Over Voltage Protection	+3.3V: 3.7V-4.8V +5V: 5.7V-7.0V +12V1 and +12V2: 13.3V-16V			
	Short Circuit Protection			
+3.3V, +5V, +12V shutdown and latch off				
General Specifications	Watt	300W		
	PFC	Active		
	Hold-up Time	13 ms min.		
	Efficiency	85%		
	MTBF	100,000 hours		
	Temperature	Operating: -5°C ~ 50°C Storage: -40°C ~ 70°C		
	Dimensions (mm)	140 x 150 x 86		
	Output Connector	1 x 20+4-PIN ATX, 1 x 4-pin 12V CPU, 6 x HDD/CDROM, 1 x FDD, 1 x Extra +5V (P10), 2 x SATA		



Ordering Information

Part No.	Description
ACE-A130B-R10	300W AC-DC PS/2 ATX Power Supply with ErP/PFC, meets 80 PLUS (Bronze)

Dimensions (Unit: mm)



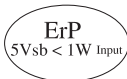
ACE-A130B-S

300 W PS/2 ATX Power Supply with ErP



Specifications

Input	Voltage	90~264 VAC Full Range		
	Frequency	47 Hz ~ 63 Hz		
	Input Current	6A (RMS)@115VAC, 3A (RMS)@230VAC		
	Inrush Current	80A max. for 115VAC, 160A max. for 230VAC		
Output	Voltage	Min. load	Max. load	Ripple & Noise
	+3.3V	0.3 A	19 A	50mV
	+5V	0.5 A	16 A	50mV
	+12V1	0.5 A	17 A	120mV
	+12V2	0.5 A	17 A	120mV
	-12V	0A	0.3 A	120mV
	+5VSB	0.1 A	3 A	50mV
	-5V	0 A	0.2 A	100mV
	Total combined output of +3.3V and +5V is ≤105W			
Total output for this power supply is 300 watts				
Over Voltage Protection	+3.3V: 3.7V-4.8V			
	+5V: 5.7V-7.0V			
	+12V1 and +12V2: 13.3V-16V			
Short Circuit Protection	+3.3V, +5V, +12V shutdown and latch off			
	Watt			
General Specifications	PFC	Active		
	Hold-up Time	13 ms min.		
	Efficiency	85%		
	MTBF	100,000 hours		
	Temperature	Operating: -5°C ~ 50°C Storage: -40°C ~ 70°C		
	Dimensions (mm)	140 x 150 x 86		
	Output Connector	1 x 20+4-PIN ATX, 1 x 4-pin 12V CPU, 6 x HDD/CDROM, 1 x FDD, 1 x Extra +5V (P10), 2 x SATA		



Ordering Information

Part No.	Description
ACE-A130B-S-R10	300W AC-DC PS/2 ATX Power Supply with ErP/PFC & on/off switch, meets 80 PLUS (Bronze)

Dimensions (Unit: mm)

REF. ID.	PIN NO.	SIGNAL	WIRE COLOR	GAUGE	CONNECTOR TYPE	CABLE LENGTH
P1	1	+3.3VDC	ORANGE	20	WST	500±15mm
	2	+3.3VDC	ORANGE	20	P20-	
	3	COM	BLACK	20	I42002K11D+	
	4	+5VDC	RED	20	P4-	
	5	COM	BLACK	20	I42002K11D	
	6	+5VDC	RED	20	or EQUIV.	
	7	COM	BLACK	20		
	8	PW-OK	GRAY	22		
	9	+5Vsb	PURPLE	20		
	10	+12V2	YELLOW	20		
	11	+12V2	YELLOW	20		
	12	+3.3VDC	ORANGE	20		
	13	+3.3VDC	ORANGE	20		
	14	-12VDC	BLUE	22		
	15	COM	BLACK	20		
	16	PS-ON	GREEN	22		
	17	COM	BLACK	20		
	18	COM	BLACK	20		
	19	COM	BLACK	20		
	20	-5VDC	WHITE	22		
	21	+5VDC	RED	20		
	22	+5VDC	RED	20		
	23	+5VDC	RED	20		
	24	COM	BLACK	20		
P2	1	COM	BLACK	20	MOLEX 90331-0010 or EQUIV.	500±15mm
	2	COM	BLACK	20		
	3	COM	BLACK	20		
	4	+3.3VDC	ORANGE	20		
P3	1	COM	BLACK	20	MOLEX 39-01-2040 or EQUIV.	500±15mm
	3	+12V1	YEL/BLACK	20		
	4	+12V1	YEL/BLACK	20		
PA	1	+3.3VDC	ORANGE	20	MOLEX SD-67926-0011 or EQUIV.	400±15mm
	2	COM	BLACK	20		
	3	+5V	RED	20		
	4	COM	BLACK	20		
	5	+12V1	YEL/BLACK	20		
PB	1	+3.3VDC	ORANGE	20	MOLEX SD-67582-001 or EQUIV.	200±10mm
	2	COM	BLACK	20		
	3	+5V	RED	20		
	4	COM	BLACK	20		
PC	1	+12V2	YELLOW	20	AMP 1-480424-0 or EQUIV.	400±15mm
	2	COM	BLACK	20		
PG	3	COM	BLACK	20	AMP 1-480424-0 or EQUIV.	200±10mm
	4	+5V	RED	20		
PD	1	+12V2	YELLOW	20	AMP 171822-4 or EQUIV.	200±10mm
	2	COM	BLACK	20		
	3	COM	BLACK	20		
	4	+5V	RED	20		
PJ	1	+5V	RED	20		200±10mm
	2	COM	BLACK	20		
	3	COM	BLACK	20		
	4	+12V2	YELLOW	20		